


Technical Informations

Measuring method:	Reflection spectroscopy
Light source:	2 Xenon - lamps
Power source:	6 NiMH rechargeable batteries, or 6 normal batteries (alkaline), size 'AA', 'Mignon' or 'LR6' or the 'FRIWO FW7556M/15' mains adapter
Operating temperature / humidity range:	+10 to +40°C; relative humidity 10 to 85%, no condensation
Storage temperature / humidity range:	-10 to +60°C, relative humidity 10 to 95%, no condensation
Dimension:	20,8 cm (W) × 11,5 cm (H) × 4,0 cm (D)
Weight:	544 g (with 6 batteries)
Accessories:	Digiclip with integrated buttonsensor, main adapter (type 'FRIWO FW7556M/15'), USB cable, rechargeable batteries (6 off), Protective caps for fibre-optic light guide (3 x small)

Measurement parameters Hb:	
Total Haemoglobin	tHb (g/dL), (g/L), (mmol/L)

Distribution

Distribution:




Reflect your health



CE 0197


Manufacturer



MBR Optical Systems GmbH & Co. KG
 Hölker Feld 5, Germany - 42279 Wuppertal
 Phone +49 (0)202 6474-550
 Fax +49 (0)202 6474-560
 mbr@mbr-os.com
 www.mbr-optical-systems.com

E-2012-1

haemospect®



Quantitative haemoglobin value measurement without taking blood!

Application possibilities

The **haemospect**[®] system is a highly sensitive measurement device, designed for non-invasive measurement of blood hemoglobin levels.

Key applications of **haemospect**[®] are:

Blood Donor Centre

- Fast, cost-effective donor selection
- Rapid, non-invasive, painless measurement of blood hemoglobin levels with no risk of infection

Anaesthesia

- Monitoring of Hbg levels during surgery and on ICU
- Enables better use of blood products



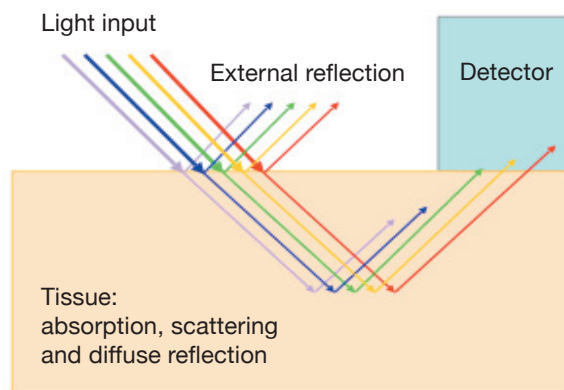
Principle of operation



A sensor head placed on the skin projects a white light into the underlying tissue via a waveguide.

Some of the projected light is absorbed by the various components of tissue, while some of it is reflected. Another waveguide transmits the light reflected as a result of the physical conditions back to the device. A spectrometer breaks the light down into its separate wavelengths and an electronic evaluation unit analyses it.

The resulting data is then processed using an algorithm developed by MBR and visualised on the display of the device. Individual measurements and continuous measurements can also be carried out. The device is powered by batteries. A matching charger is included. With fully charged batteries, the device can measure for at least five hours in continuous operation.



Digiclip

Buttonsensor

haemospect[®]
Hand held analyser



Reflector



Transport case

